

Wklej poniższy link do przeglądarki,
a następnie wykonaj zadania do
historyjki

<http://learnenglishkids.britishcouncil.org/en/short-stories/the-snowman>



The snowman

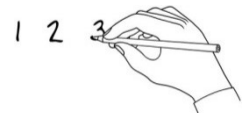
1. Match them up!



Draw a line to match the picture and the word.

snow	dance	snowman	present	wave
snowflake	carrot	scarf	hat	sun

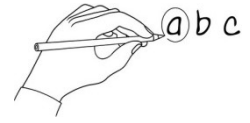
2. What's the order?



Watch the story and put the sentences in order.

1

- The snowman waved his arms.
- They gave the snowman a carrot for a nose, a scarf for his neck and a hat for his head.
- It was nearly Christmas.
- They put them together and made a huge snowman.
- Silver crystal snowflakes filled the sky.
- She ran outside and danced in the snow.
- The snow stopped and the sun came out. The snowman started to melt.
- They made a big round snowball and a small one.




3. Find the words!

Find the words from exercise 1 in the wordsearch below.

S	Q	D	V	B	X	H	Q	W	H	I	L
M	N	H	T	J	D	N	D	P	A	U	P
S	N	O	W	F	L	A	K	E	T	V	R
N	R	P	W	O	E	L	N	Y	F	S	E
O	F	Z	Y	M	W	G	V	C	K	C	S
W	I	U	S	C	A	R	F	M	E	N	E
S	W	B	K	U	Z	N	T	A	X	G	N
C	J	R	E	O	N	C	A	R	R	O	T

4. Write and draw!

Draw a picture of a snowman. What has it got for its eyes, nose and mouth?
What clothes has it got? Write about it!



.....

.....

.....

.....

.....